

Pre-Intermediate Workout - Online Listening Activities

Introduction

The listening texts offered have all been adapted from authentic sources to A2-B1 level and focus on a variety of topics which include education, shopping, health, music, nature, festivals, astronomy, art, our environment, commerce, animals, sport, and technology.

The activities that accompany the listening texts are designed to be used at three different stages:

Pre-listening activities

These activities are vocabulary based and their aim is to introduce the topic while pre-teaching, revising or consolidating some of the lexical items the students are exposed to in the listening texts. The type of activities offered are wordsnakes, crosswords, matching words to definitions, identifying true / false statements, gap-fillers, table completion, agreeing/disagreeing, wordsearches, mind maps, and spidergrams.

While-listening activities

These activities focus on the student's comprehension of the listening text. The tasks in the activities provided range from matching questions to answers, answering general listening comprehension questions, matching sets of information, completing sentences and texts, identifying true / false statements and choosing multiple-choice options.

Post-listening activities

The tasks in these activities range from being grammar / function based where the students are expected to complete sentences with the correct preposition or verb form, make suggestions or reorder the words in a sentence to reading comprehension activities in which the students have to identify or provide specific information and writing tasks that require the students to write essays based on their own personal experience.

How to use the Online Listening Activities

Step 1

- Introduce the topic of the listening texts and then focus the students' attention on the activity / activities in the *pre-listening* section.
- Divide the students into pairs or small groups and invite them to carry out the task / tasks together.
- Monitor the students while they are working in their pairs / groups and provide help where needed.
- Once the students have completed the exercises help them check their answers and provide any necessary explanations.

Step 2






- Tell the students that they are going to listen to a person / group of people talking and turn their attention to the activity in the *while-listening* section. Make sure the students fully understand what they are expected to do and explain any lexical items they may not be familiar with.
- Play the recording and invite the students to do the activity individually. Then play the recording a second time for the students to complete any part of the task they may have had difficulty with.
- Go over the answers with the students and provide any necessary explanations.

Step 3

- Focus the students' attention on the *post-listening* activity and ask them to carry out the reading or writing task individually.
- Monitor the students' progress and give advice where necessary.

Pre-Intermediate Workout - Online Listening Activities

Contents

Unit	MP3 file
Unit 1	 TR 1 Back to School
Unit 2	 TR 2 Gifts
Unit 3	 TR 3 What a Healthy Life!
Unit 4	 TR 4 Sing Your Blues Away
Unit 5	 TR 5 Paradise Lost
Unit 6	 TR 6 Carnivals
Unit 7	 TR 7 Stars in Your Eyes
Unit 8	 TR 8 Sand Sculptures
Unit 9	 TR 9 Alternative Energy
Unit 10	 TR 10 Fair Trade
Unit 11	 TR 11 Living with Animals
Unit 12	 TR 12 Good News!
Unit 13	 TR 13 Sporting Values
Unit 14	 TR 14 Silence, Please!
Unit 15	 TR 15 Valuable Video Games